

Incremental encoders

Blind hollow shaft $\varnothing 12$ mm and $\varnothing 14$ mm

64...2048 pulses per revolution

HOG 71



HOG 71

Features

- Blind hollow shaft $\varnothing 12...14$ mm
- Optical sensing method
- Compact, robust die-cast housing
- Inside connecting terminals
- Output stage HTL or TTL
- Output stage TTL with regulator UB 9...26 VDC
- High resistance to shock and vibrations
- High protection IP 66

Technical data - electrical ratings

Voltage supply	9...26 VDC 5 VDC ± 5 %
Consumption w/o load	≤ 100 mA
Pulses per revolution	64...2048
Phase shift	$90^\circ \pm 20^\circ$
Scan ratio	40...60 %
Reference signal	Zero pulse, width 90°
Sensing method	Optical
Output frequency	≤ 120 kHz
Output signals	A, B, C + inverted
Output stages	HTL TTL/RS422
Interference immunity	EN 61000-6-2
Emitted interference	EN 61000-6-3
Approvals	CE, UL approval / E256710

Technical data - mechanical design

Size (flange)	$\varnothing 60$ mm
Shaft type	$\varnothing 12...14$ mm (blind hollow shaft)
Admitted shaft load	≤ 30 N axial ≤ 40 N radial
Protection DIN EN 60529	IP 66
Operating speed	≤ 10000 rpm (mechanical)
Operating torque typ.	1 Ncm
Rotor moment of inertia	55 gcm ²
Materials	Housing: aluminium die-cast Shaft: stainless steel
Operating temperature	$-20...+85$ °C
Resistance	IEC 60068-2-6 Vibration 10 g, 10-2000 Hz IEC 60068-2-27 Shock 100 g, 6 ms
Explosion protection	II 3 G Ex nA IIC T4 Gc X (gas) II 3 D Ex tc IIIC T85°C Dc X (dust)
Connection	Connecting terminal
Weight approx.	280 g

Incremental encoders

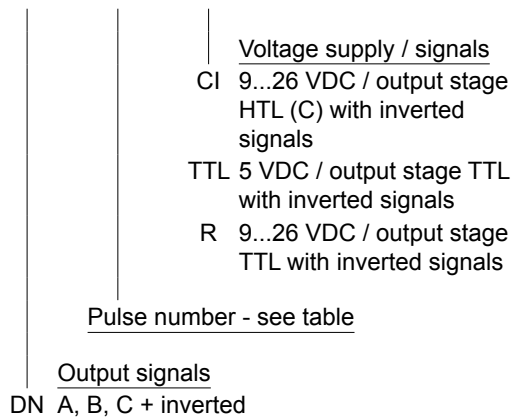
Blind hollow shaft $\varnothing 12$ mm and $\varnothing 14$ mm
64...2048 pulses per revolution

HOG 71

Part number

Incremental encoder

HOG 71 **DN**



Accessories

Connectors and cables

HEK 8 Sensor cable for encoders

Diagnostic accessories

HENQ 1100 Analyzer for encoders

Pulse number

64	192	360	512	1024
100	200	400	720	2048
180	256	500	1000	

Other pulse numbers on request.

Incremental encoders

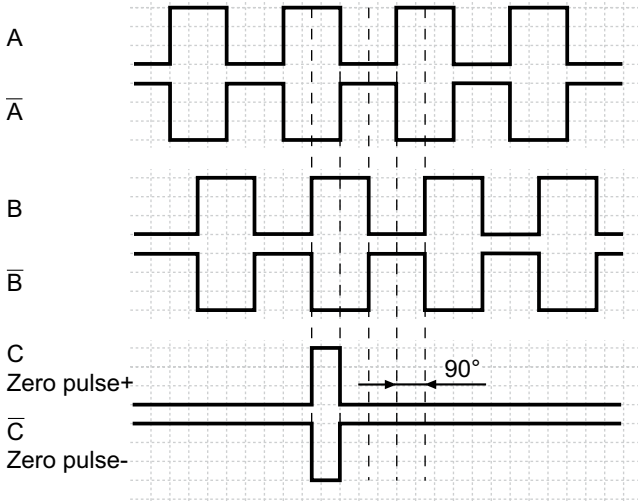
Blind hollow shaft $\varnothing 12$ mm and $\varnothing 14$ mm

64...2048 pulses per revolution

HOG 71

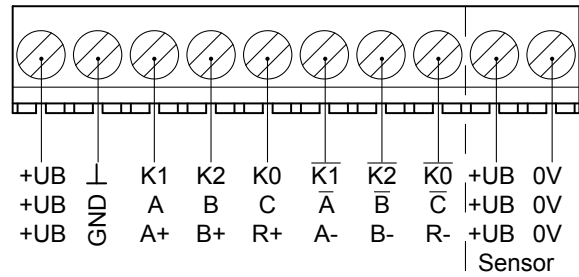
Output signals

At positive rotating direction

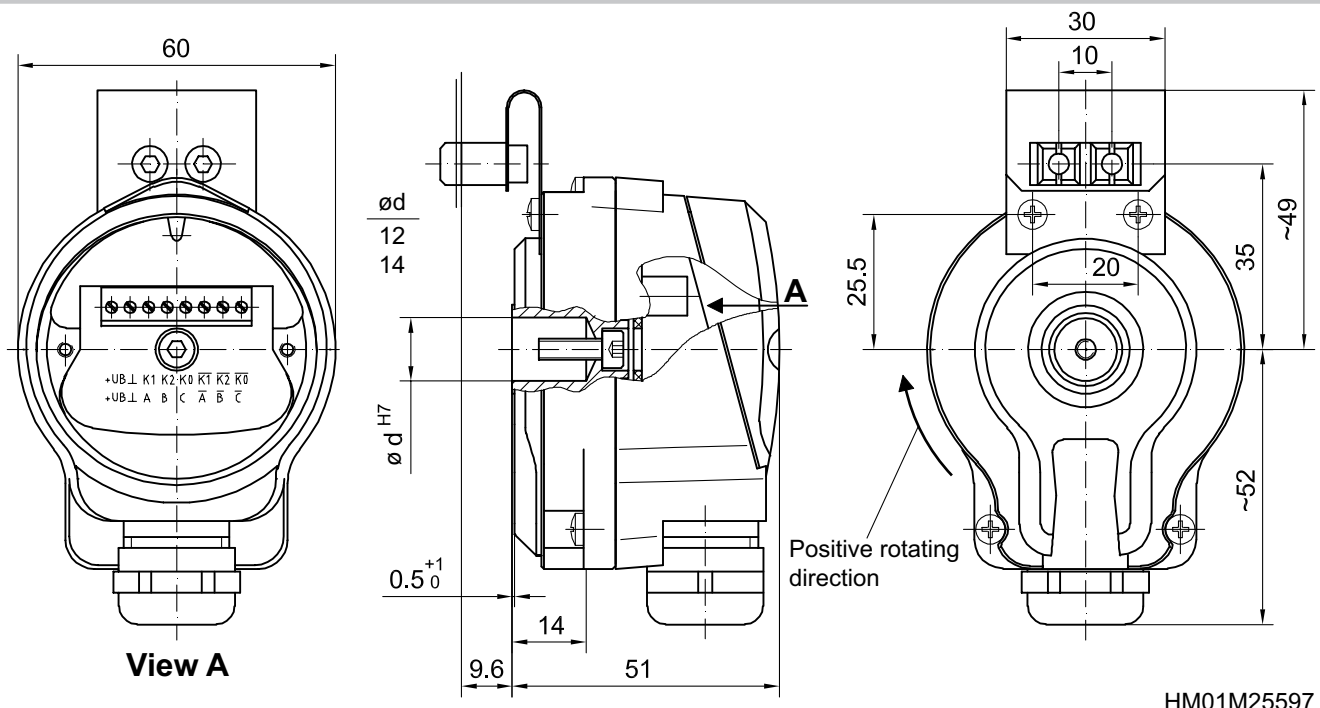


Terminal assignment

View A - Connecting terminal inside the encoder



Dimensions



HM01M25597

Incremental encoders
Blind hollow shaft \varnothing 12 mm and \varnothing 14 mm
64...2048 pulses per revolution

HOG 71